



Waverton Railway Station, **WAVERTON**

Fantastic Retail Opportunity!

The Location

Waverton Railway Station is located on Sydney's Lower North Shore on the North Shore line, serving the suburb of Waverton & T1 North Shore line, T1 Northern line & T1 Western line services.

It is located 4 kilometres north of Sydney's CBD & has a village-like hub of shops surrounding the station.

The Offering

Capitalise on a captive market of morning & evening peak rail commuters.

The site is located on the Station's over-bridge in prime position for commuters.

STATION & PASSENGER STATISTICS:


More than 125,000 passenger movements monthly

USE TYPE:


All uses STCA


PROVISIONS:


- Power: TBC
- Trade Waste: TBC
- Exhaust: TBC

 **Lvl/Suite**
Level Shop 000520

 **NLA**
26 m²

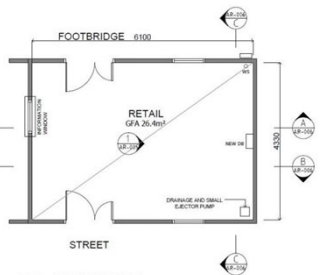
 **Rent**
/m² Gross

 **Rent Review**
To be advised

 **Term**
To be advised

 **Available**
Now

NOTE: All rentals and outgoings are exclusive of GST

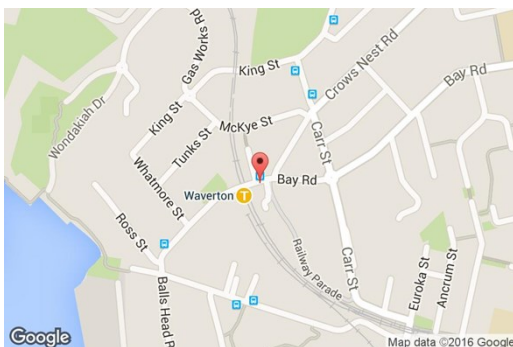


LEGEND

-  EXISTING WALLS TO BE DEMOLISHED
-  EXISTING WALLS TO BE RETAINED
-  NEW WALLS TO BE CONSTRUCTED
-  NEW WALLS TO BE CONSTRUCTED WITH A SPECIFIC FINISH

-  EXISTING FLOOR TO BE DEMOLISHED
-  NEW FLOOR TO BE CONSTRUCTED
-  NEW FLOOR TO BE CONSTRUCTED WITH A SPECIFIC FINISH
-  NEW FLOOR TO BE CONSTRUCTED WITH A SPECIFIC FINISH AND A SPECIFIC MATERIAL

WAVERTON STATION - PROPOSED RETAIL PLAN



Contact

Sally Vince
rcleasing@ciaustralia.com.au

RailCorp
02 8238 0000
rcleasing@ciaustralia.com.au

ciaustralia.com.au

